

**YOU MUST
SIGN UP FOR
REMININD 101**

**Stay up to the minute by
receiving text alerts when
new information has been
shared with you!!**

HOW TO SIGN UP FOR

REMIND 101 DIRECTIONS

1. BOTH PARENTS AND STUDENTS MUST SIGN UP FOR REMIND 101.
2. Find the SIGN UP instruction sheet for your particular choir and showchoir (ATTACHED).

CHOIR CLASSES appear ON YOUR SCHEDULE AS:

Chamber Singers/Dickens Carolers	– Advanced Mixed Choir
Women’s Chorale	– Treble Choir
Concert Choir	– Intermediate Mixed Choir
Treble Choir	– Beginning Choir
Onstage	– Vocal Ensemble 1
Ladies First	– Vocal Ensemble 2

3. FOLLOW DIRECTIONS TO SIGN UP.
4. **YOU MUST BE SIGNED UP BY FRIDAY, AUGUST 26.**

STUDENTS WILL RECEIVE A QUIZ GRADE FOR COMPLETION OF SIGN UP.

FAILURE TO SIGN UP FOR REMIND 101 BY AUGUST 26 WILL RESULT IN AN “F” FOR THE QUIZ GRADE.



CHAMBER SINGERS

Advanced Mixed Choir

Sign up for important updates from Ms. Michael.

Get information for John Hersey High School right on your phone—not on handouts.

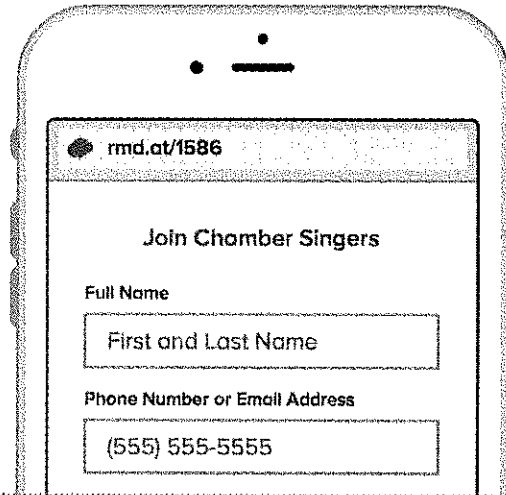
Pick a way to receive messages for Chamber Singers:

- A** If you have a smartphone, get push notifications.

On your iPhone or Android phone, open your web browser and go to the following link:

rmd.at/1586


Follow the instructions to sign up for Remind. You'll be prompted to download the mobile app.



- B** If you don't have a smartphone, get text notifications.

Text the message @1586 to the number 81010.

If you're having trouble with 81010, try texting @1586 to (224) 520-9299.



Don't have a mobile phone? Go to rmd.at/1586 on a desktop computer to sign up for email notifications.

WOMEN'S CHORALE



Treble Choir

Sign up for important updates from Ms. Michael.

Get information for Women's Chorale right on your phone—not on handouts.

Pick a way to receive messages for Women's Chorale:

- A** If you have a smartphone, get push notifications.

On your iPhone or Android phone, open your web browser and go to the following link:

rmd.at/aad7

Follow the instructions to sign up for Remind. You'll be prompted to download the mobile app.



- B** If you don't have a smartphone, get text notifications.

Text the message @aad7 to the number 81010.

If you're having trouble with 81010, try texting @aad7 to (224) 520-9299.



Don't have a mobile phone? Go to rmd.at/aad7 on a desktop computer to sign up for email notifications.



CONCERT CHOIR

Intermediate Mixed Choir

Sign up for important updates from Ms. Michael.

Get information for Concert choir right on your phone—not on handouts.

Pick a way to receive messages for Concert choir:

A If you have a smartphone, get push notifications.

On your iPhone or Android phone, open your web browser and go to the following link:

rmd.at/6749

Follow the instructions to sign up for Remind. You'll be prompted to download the mobile app.

The image shows a smartphone screen with the URL rmd.at/6749 at the top. Below the URL is the heading "Join Concert choir". There are two input fields: "Full Name" with the placeholder text "First and Last Name", and "Phone Number or Email Address" with the placeholder text "(555) 555-5555".

B If you don't have a smartphone, get text notifications.

Text the message @6749 to the number 81010.

If you're having trouble with 81010, try texting @6749 to (224) 520-9299.

The image shows a smartphone screen with a text message interface. The "To" field contains the number "81010". The "Message" field contains the text "@6749".

Don't have a mobile phone? Go to rmd.at/6749 on a desktop computer to sign up for email notifications.



TREBLE CHOIR

Beginning Choir

Sign up for important updates from Ms. Michael.

Get information for Treble Choir right on your phone—not on handouts.

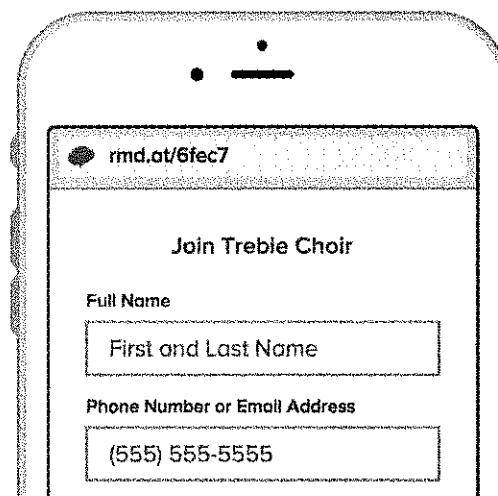
Pick a way to receive messages for Treble Choir:

- A** If you have a smartphone, get push notifications.

On your iPhone or Android phone, open your web browser and go to the following link:

rmd.at/6fec7


Follow the instructions to sign up for Remind. You'll be prompted to download the mobile app.



- B** If you don't have a smartphone, get text notifications.

Text the message @6fec7 to the number 81010.

If you're having trouble with 81010, try texting @6fec7 to (224) 520-9299.



Don't have a mobile phone? Go to rmd.at/6fec7 on a desktop computer to sign up for email notifications.



ONSTAGE

Vocal Ensemble 1

Sign up for important updates from Ms. Michael.

Get information for OnStage right on your phone—not on handouts.

Pick a way to receive messages for OnStage:

A If you have a smartphone, get push notifications.

On your iPhone or Android phone, open your web browser and go to the following link:

rmd.at/ons


Follow the instructions to sign up for Remind. You'll be prompted to download the mobile app.



B If you don't have a smartphone, get text notifications.

Text the message @ons to the number 81010.

If you're having trouble with 81010, try texting @ons to (224) 520-9299.



Don't have a mobile phone? Go to rmd.at/ons on a desktop computer to sign up for email notifications.



LADIES FIRST

Vocal Ensemble 2

Sign up for important updates from Ms. Michael.

Get information for Ladies First right on your phone—not on handouts.

Pick a way to receive messages for Ladies First:

- A** If you have a smartphone, get push notifications.

On your iPhone or Android phone, open your web browser and go to the following link:

rmd.at/ladiesf

Follow the instructions to sign up for Remind. You'll be prompted to download the mobile app.



- B** If you don't have a smartphone, get text notifications.

Text the message @ladiesf to the number 81010.

If you're having trouble with 81010, try texting @ladiesf to (224) 520-9299.



Don't have a mobile phone? Go to rmd.at/ladiesf on a desktop computer to sign up for email notifications.

HELP CENTER / GENERAL QUESTIONS / ABOUT REMIND

What is Remind and what makes Remind safe?



Emily McDonnell
Customer Support

Remind is a free communication platform built for teachers. 36 million people use Remind and we're in half of all U.S. public schools.

Remind allows teachers to safely and efficiently communicate with students & parents about important classroom information and school activities. Participants sign up as a student or parent and choose to receive messages by text, email, or in our app.

We know that privacy and security are important issues when dealing with teacher-to-student and teacher-to-parent communication. We have worked hand in hand with administrators and teachers to design key product features based on those concerns.

Here is a bit more detail about our free messaging service and the restrictions we have in place to ensure privacy and safety:

No exchange of personal information: Remind messages are not sent from personal cell phone numbers. Students/parents who sign up to get messages through Remind do not gain access to a teacher's personal cell phone number, nor will the teacher ever have access to a student or parent's personal information.

Logged communication history: A log of all 1 and 2-way messages are saved in a teacher's account and on our server. These messages cannot be edited or deleted within a teacher's account. This means an accurate log of communication history is at your fingertips should you need to review past content. This message history is also available for export so you can share with a Principal or parent.

Report to Remind: Keeping the Remind community safe is our priority, but it is a shared responsibility. We have posted our Community Guidelines to help everyone understand how to stay safe on Remind. If you need to report anyone to Remind, you may choose *Report* by clicking on any participant's name after clicking on the (i) info

button.

Personal information never shared or sold: We do not rent, share, or sell user information. The only people with access to user data are the ones needed to operate our service. It's important to us that we only use your user information carefully and respectfully, so there are also no ads in our service.

Teachers have been seeing huge benefits from adding text messaging into their teaching strategy. We see increases in homework completion, improved test scores, class participation, parent involvement, and overall student motivation on a regular basis.

As a teacher using Remind, it's important that your school has given you permission to use Remind. If you will be messaging students, it is also important that you notify parents who can review our Terms of Service and Privacy Policy on behalf of their child.

Take a look at our Terms of Service and Privacy Policy to be gain more clarity about our usage of user information. Check out our blog post to read more!

[Remind Security Overview \(PDF\)](#)

RELATED ARTICLES

[What does Remind cost?](#)

[Does someone need a smartphone to use Remind?](#)

[How do I join a class?](#)

[How do students and parents know a message is from me?](#)

[How do I opt out of receiving messages?](#)

RECENTLY VIEWED ARTICLES

[Log in](#)[Sign up](#)[HELP CENTER](#) / [GENERAL QUESTIONS](#) / [ABOUT REMIND](#)

Does someone need a smartphone to use Remind?



Jessica Kim
Customer Support

No, a smartphone is not necessary to send or receive Remind messages. However, to receive Remind messages, you must be able to receive texts. If you cannot receive texts, you can sign up to receive Remind notifications by email.

You can also use Remind via the website by logging into your account at www.remind.com. We also just released the Remind app for Mac!

We don't have plans to build a Windows app at the moment.

If you have a Windows phone or Surface tablet, it's possible to log into your Remind account via the mobile browser as a teacher. This is a great option if you'd like to be sending messages while on the go.

Join via email:

Head to www.remind.com/join and enter the class code then your email address. Follow the instructions.

RELATED ARTICLES

[How do I join a class?](#)

[Can Remind messages be deleted?](#)

[How do students and parents know a message is from me?](#)

[What does Remind cost?](#)

[How do I opt out of receiving messages?](#)

HELP CENTER / GENERAL QUESTIONS / ABOUT REMIND

How do I join a class?



Natalie Hartkopf
Customer Support

There are 3 ways to receive messages on Remind. You can receive messages via text, email, or push notification(or any combination of these).

To join a class on Remind, you have lots of options! You can sign up directly via text/email, head to our website, or download the Remind app.

1 Text

- ▶ Join directly via text:
Participants text a class @code to a Remind Phone Number. For US teachers, the Remind number is 81010. For example, if the code is @math and the phone number is 81010, you would text **@math to 81010**
- ▶ Join online:
Visit remind.com/join and enter the class code there along with your phone number.

2 Download the Remind app

Remind is available on iOS and Android devices. Anyone can download Remind, create an account and join a class quickly(tap the + next to Classes Joined) by using a class @code or search for your teacher's class. (Download Remind)

3 Email

- ▶ Join online:
Visit remind.com/join and enter the class code and your email address.
- ▶ Join from your inbox:
Send a blank email to code@mail.remind.com. You'll get a response with further instructions. If the class code was @math, you would send a blank